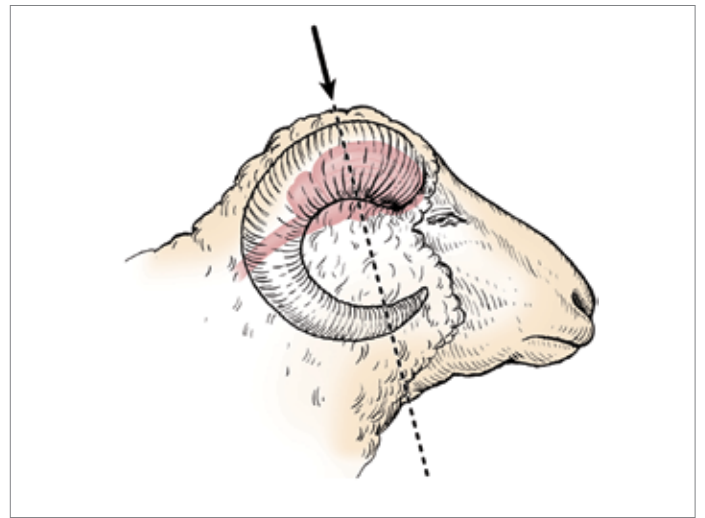
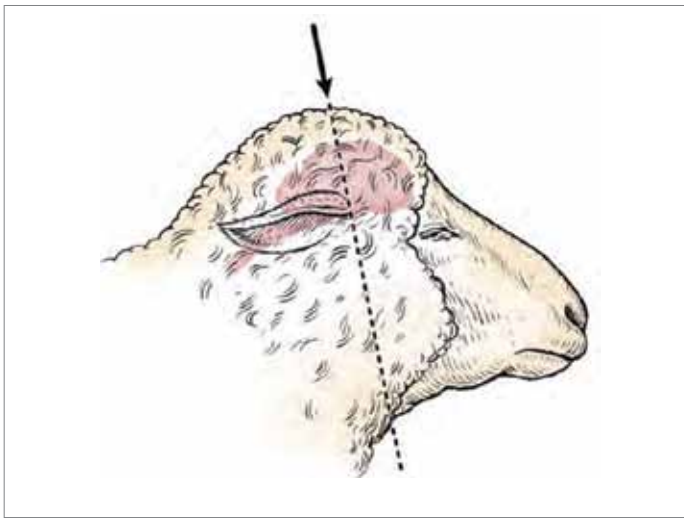




EFFECTIVE STUNNING OF SHEEP & GOATS AND CORRECT CARTRIDGE SELECTION



Positioning images courtesy of J. K. Shearer, Iowa State University

CORRECT STUNNING POSITION





Signs of an effective stun:

- Immediate collapse
- Lack of rhythmic breathing
- Loss of corneal reflex
- Relaxed jaw
- Loose tongue

Good practice:

- Always ensure your accles & shelvoke stunning tool is in good working order
- Clean and maintain tools after each use
- Replace worn components before re-use
- Stunners will require more maintenance if used with a heavier than necessary cartridge

SUGGESTED TOOLS AND CARTRIDGES

	.22" RANGE			.25" RANGE		
	CASH SPECIAL CONCUSSION	CASH SPECIAL	CASH MAGNUM	CASH SPECIAL CONCUSSION	CASH SPECIAL	CASH MAGNUM
LAMBS & KIDS BELOW 5KG						
	BROWN	BROWN	BROWN	PINK	PINK	PINK
OTHER LAMBS & KIDS	PINK	PINK	PINK	PINK / YELLOW	PINK	PINK
EWES	PINK / PURPLE	PINK	PINK / PURPLE	PINK / YELLOW	PINK / YELLOW	PINK / YELLOW
RAMS	PURPLE	PURPLE	PURPLE	YELLOW	YELLOW	YELLOW
GOATS	PURPLE	PURPLE	PURPLE	YELLOW	YELLOW	YELLOW